

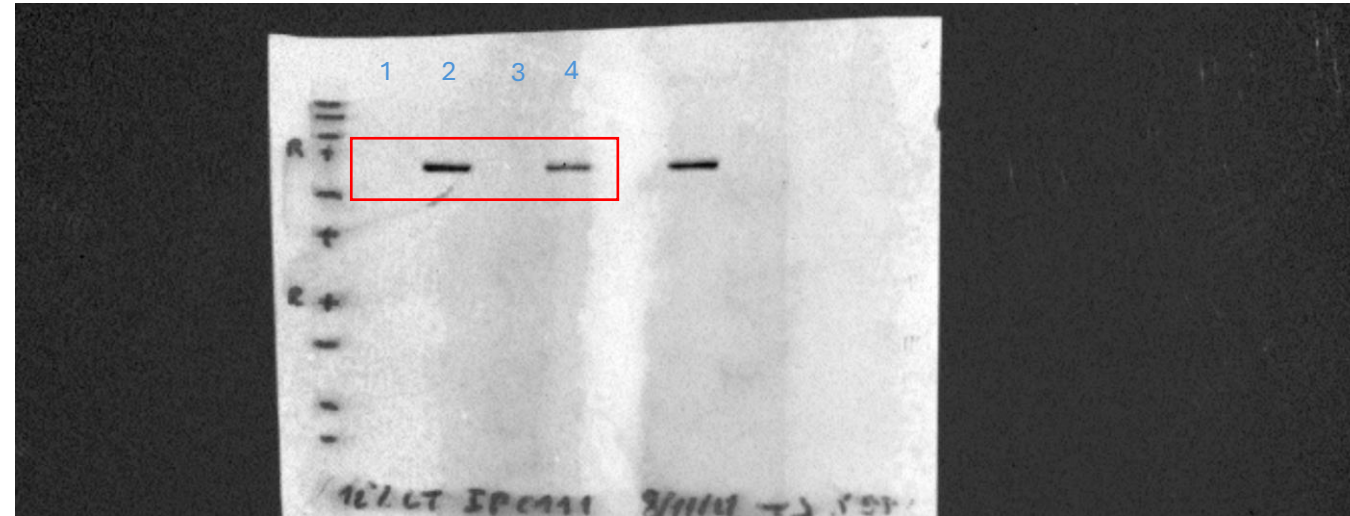
Figure 8A

Anti-HA

Cell extracts

- 1- Mock IGF2BP2-HA (-)
- 2- Mock IGF2BP2-HA (+)
- 3- ZIKV H/PF/2013 IGF2BP2-HA (-)
- 4- ZIKV H/PF/2013 IGF2BP2-HA (+)

Use for figure

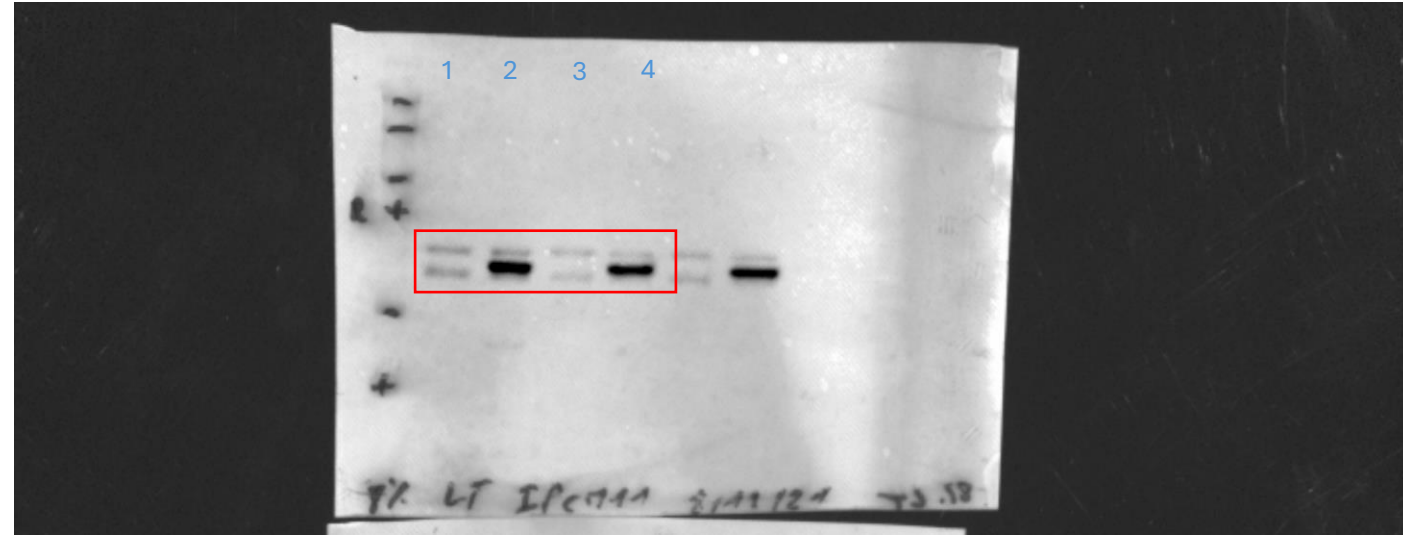


Anti-IGF2BP2

Cell extracts

- 1- Mock IGF2BP2-HA (-)
- 2- Mock IGF2BP2-HA (+)
- 3- ZIKV H/PF/2013 IGF2BP2-HA (-)
- 4- ZIKV H/PF/2013 IGF2BP2-HA (+)

Use for figure

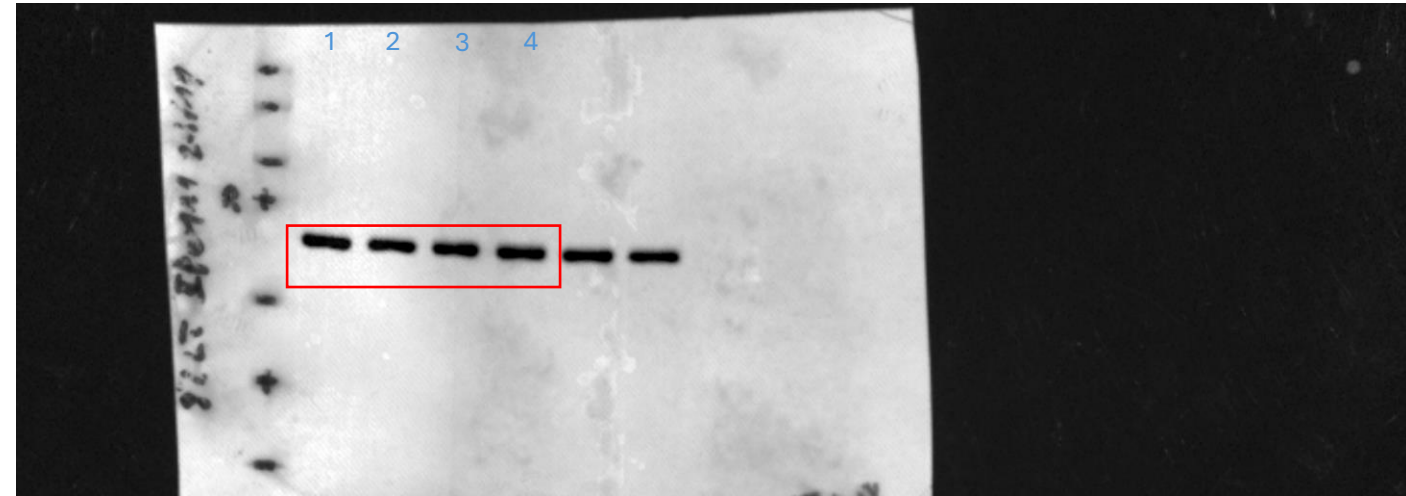


Anti-IGF2BP1

Cell extracts

- 1- Mock IGF2BP2-HA (-)
- 2- Mock IGF2BP2-HA (+)
- 3- ZIKV H/PF/2013 IGF2BP2-HA (-)
- 4- ZIKV H/PF/2013 IGF2BP2-HA (+)

Use for figure

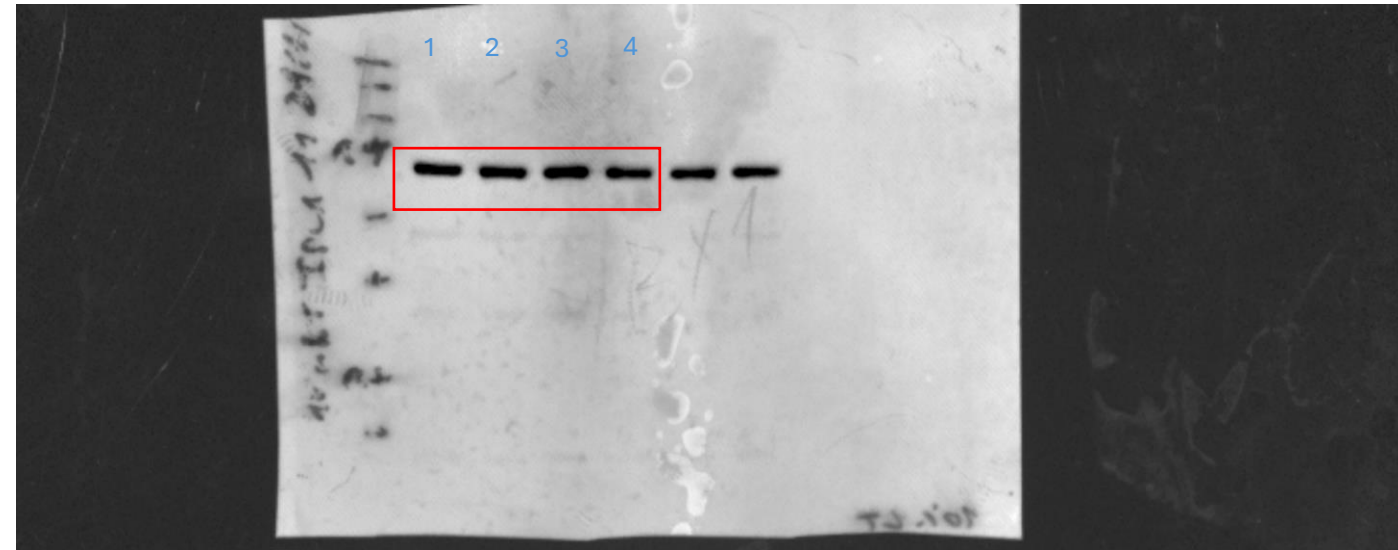


Anti-IGF2BP3

Cell extracts

- 1- Mock IGF2BP2-HA (-)
- 2- Mock IGF2BP2-HA (+)
- 3- ZIKV H/PF/2013 IGF2BP2-HA (-)
- 4- ZIKV H/PF/2013 IGF2BP2-HA (+)

Use for figure

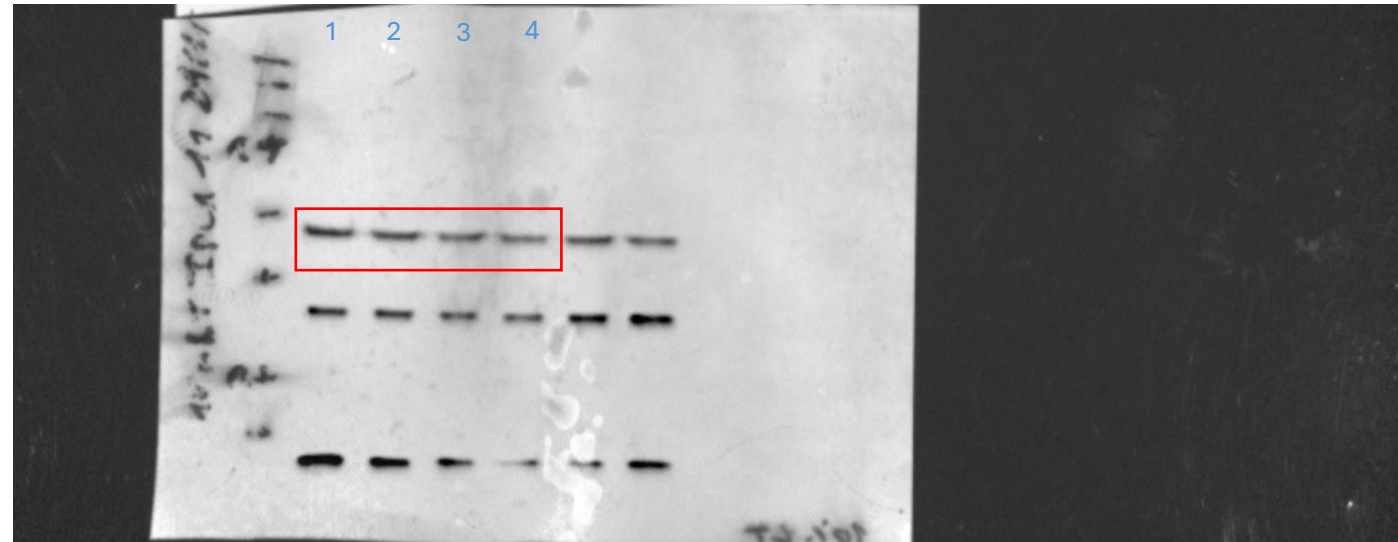


Anti-YBX1

Cell extracts

- 1- Mock IGF2BP2-HA (-)
- 2- Mock IGF2BP2-HA (+)
- 3- ZIKV H/PF/2013 IGF2BP2-HA (-)
- 4- ZIKV H/PF/2013 IGF2BP2-HA (+)

Use for figure

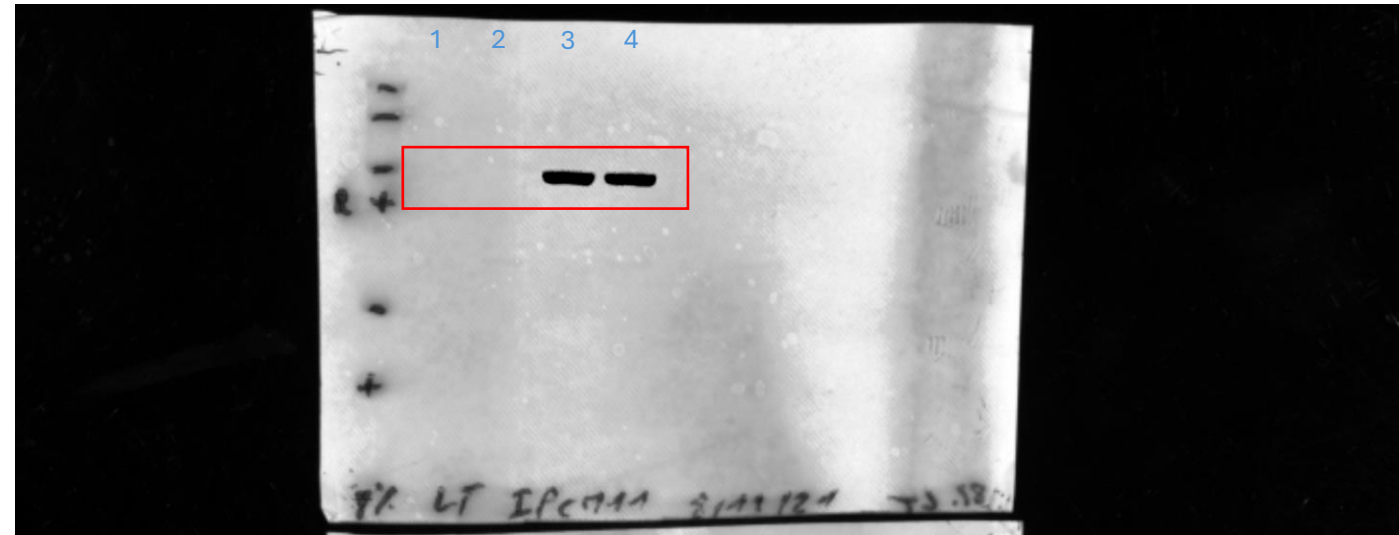


Anti-NS5 ZIKV

Cell extracts

- 1- Mock IGF2BP2-HA (-)
- 2- Mock IGF2BP2-HA (+)
- 3- ZIKV H/PF/2013 IGF2BP2-HA (-)
- 4- ZIKV H/PF/2013 IGF2BP2-HA (+)

Use for figure

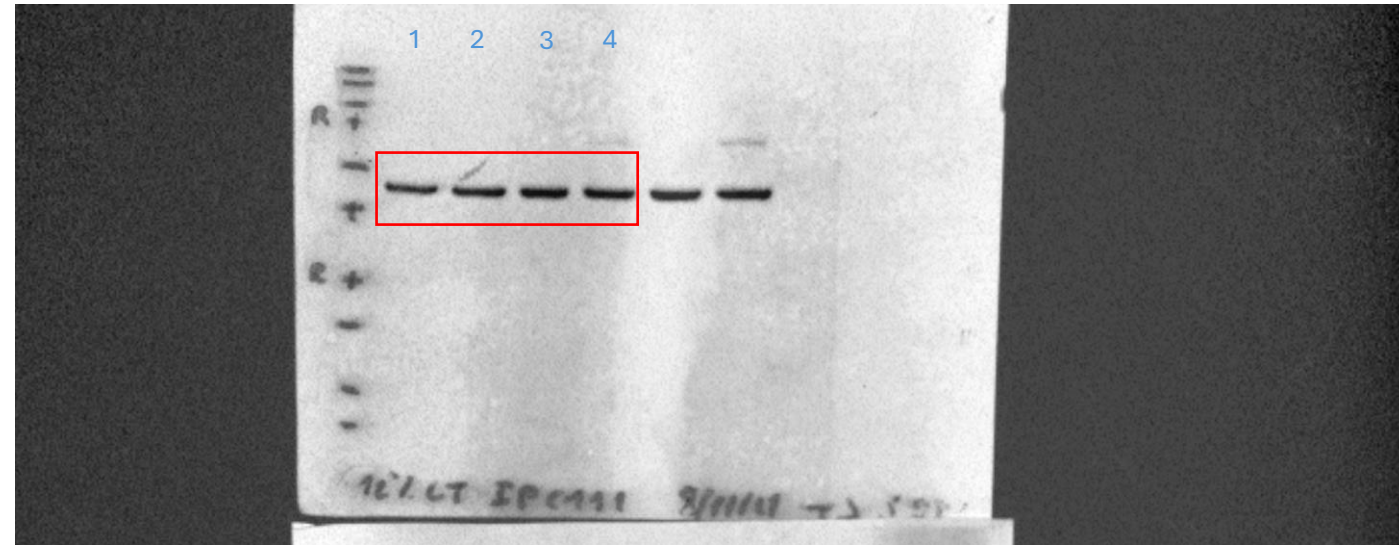


Anti-actin

Cell extracts

- 1- Mock IGF2BP2-HA (-)
- 2- Mock IGF2BP2-HA (+)
- 3- ZIKV H/PF/2013 IGF2BP2-HA (-)
- 4- ZIKV H/PF/2013 IGF2BP2-HA (+)

Use for figure

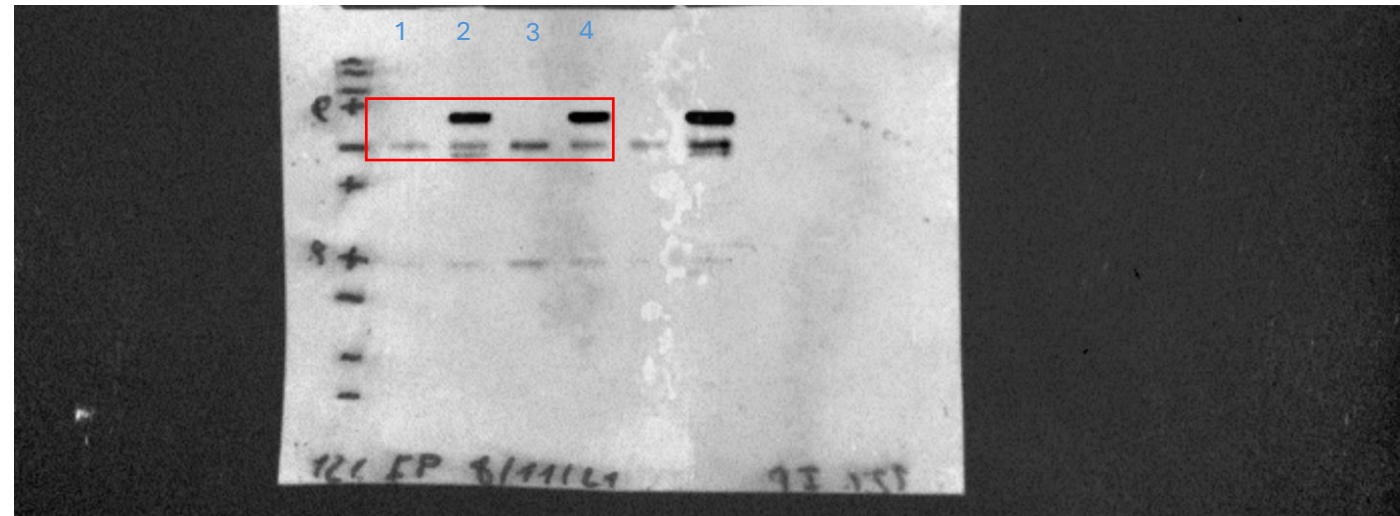


Anti-HA

IP anti HA

- 1- Mock IGF2BP2-HA (-)
- 2- Mock IGF2BP2-HA (+)
- 3- ZIKV H/PF/2013 IGF2BP2-HA (-)
- 4- ZIKV H/PF/2013 IGF2BP2-HA (+)

Use for figure

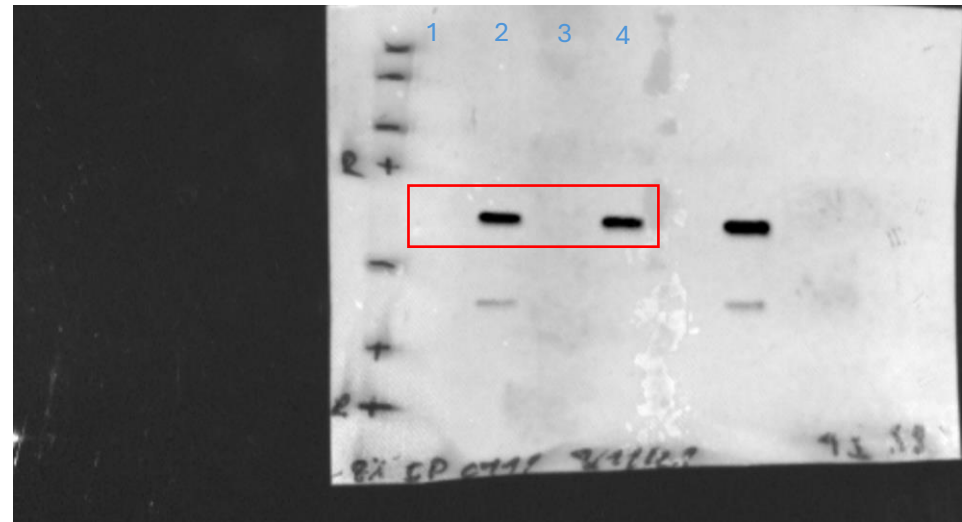


Anti-IGF2BP2

IP anti-HA

- 1- Mock IGF2BP2-HA (-)
- 2- Mock IGF2BP2-HA (+)
- 3- ZIKV H/PF/2013 IGF2BP2-HA (-)
- 4- ZIKV H/PF/2013 IGF2BP2-HA (+)

Use for figure

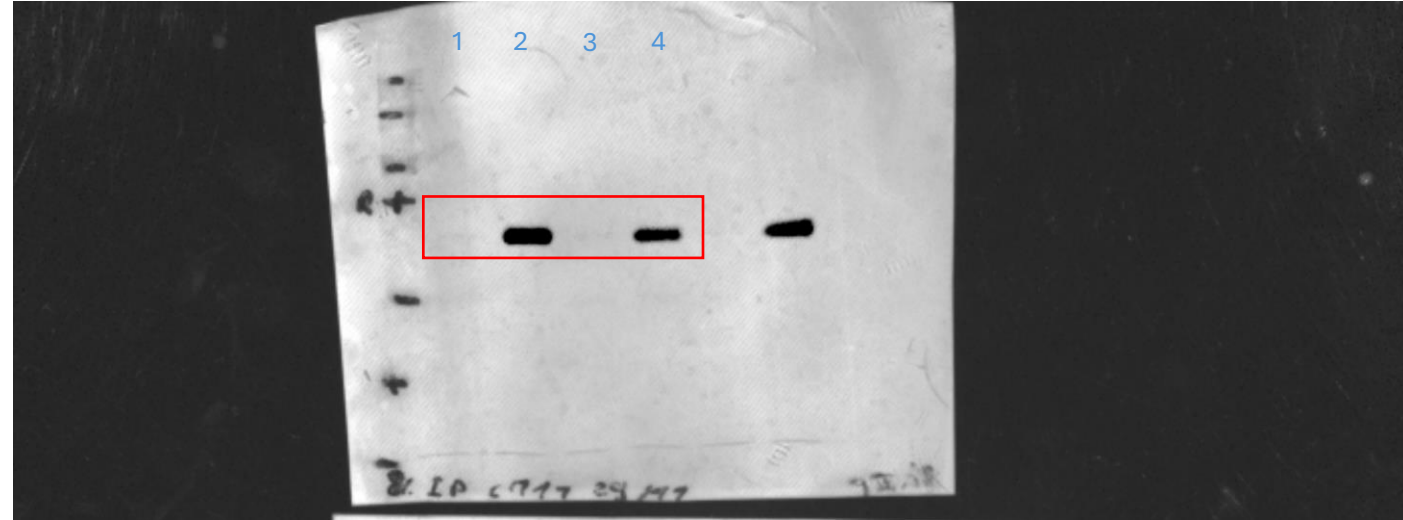


Anti-IGF2BP1

IP anti-HA

- 1- Mock IGF2BP2-HA (-)
- 2- Mock IGF2BP2-HA (+)
- 3- ZIKV H/PF/2013 IGF2BP2-HA (-)
- 4- ZIKV H/PF/2013 IGF2BP2-HA (+)

Use for figure

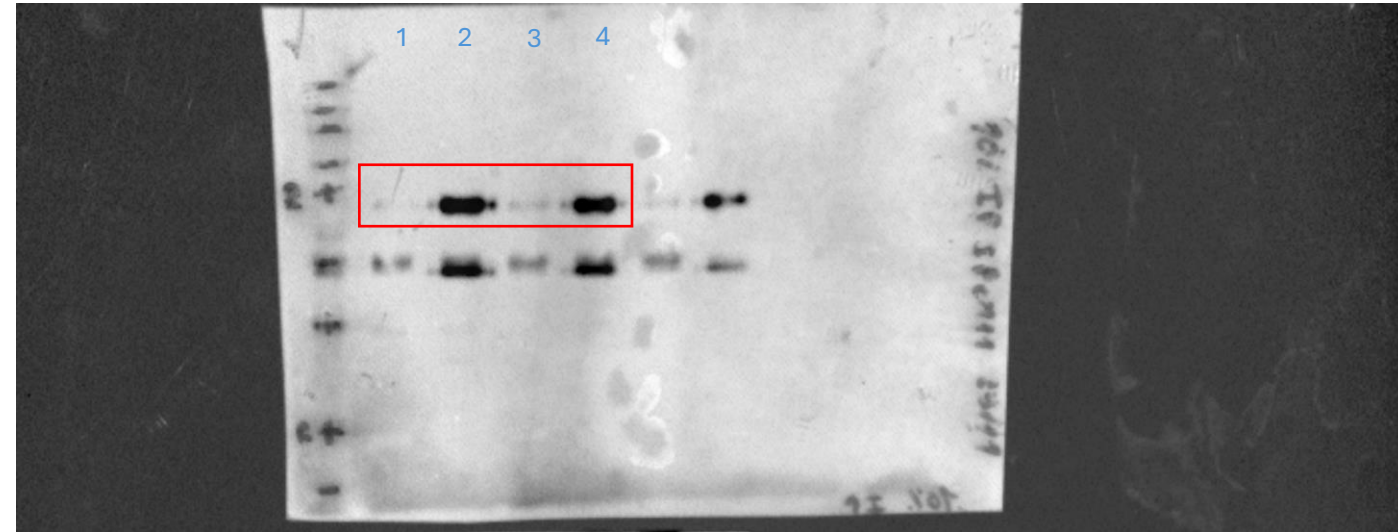


Anti-IGF2BP3

IP anti-HA

- 1- Mock IGF2BP2-HA (-)
- 2- Mock IGF2BP2-HA (+)
- 3- ZIKV H/PF/2013 IGF2BP2-HA (-)
- 4- ZIKV H/PF/2013 IGF2BP2-HA (+)

Use for figure

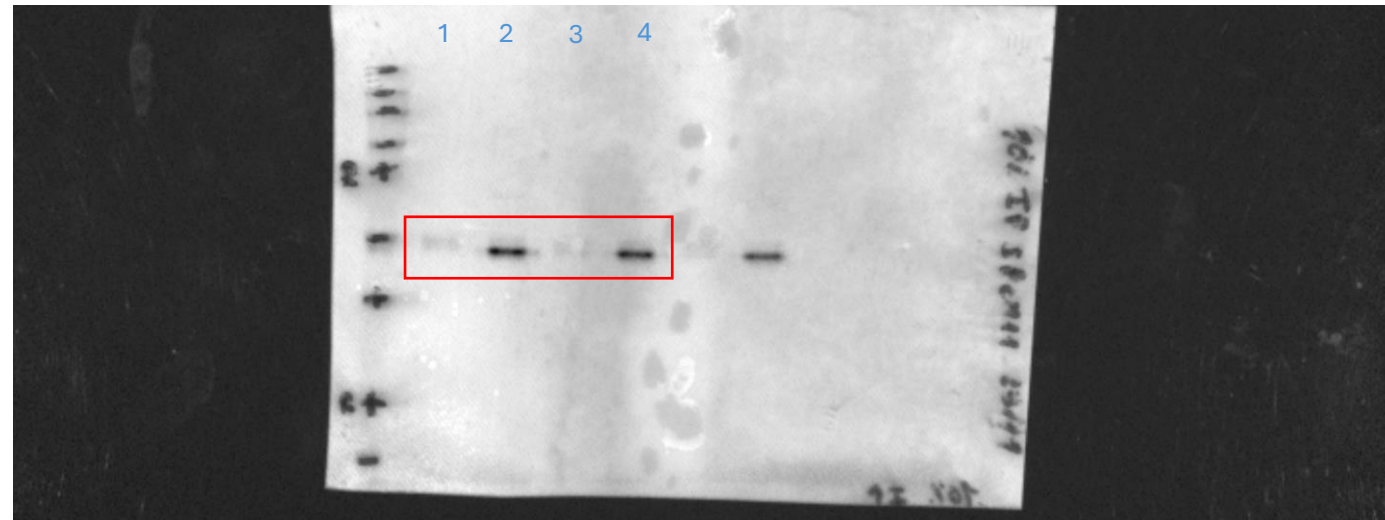


Anti-YBX1

IP anti-HA

- 1- Mock IGF2BP2-HA (-)
- 2- Mock IGF2BP2-HA (+)
- 3- ZIKV H/PF/2013 IGF2BP2-HA (-)
- 4- ZIKV H/PF/2013 IGF2BP2-HA (+)

Use for figure



Anti-NS5 ZIKV

IP anti-HA

- 1- Mock IGF2BP2-HA (-)
 - 2- Mock IGF2BP2-HA (+)
 - 3- ZIKV H/PF/2013 IGF2BP2-HA (-)
 - 4- ZIKV H/PF/2013 IGF2BP2-HA (+)
- } Use for figure

